



## PRESS FIT AUTOMOTIVE RECTIFIER

**LPB251 THRU LPB256**  
**LPBS251 THRU LPBS256**

**VOLTAGE RANGE** 100 to 600 Volts

**CURRENT** 25.0 Amperes

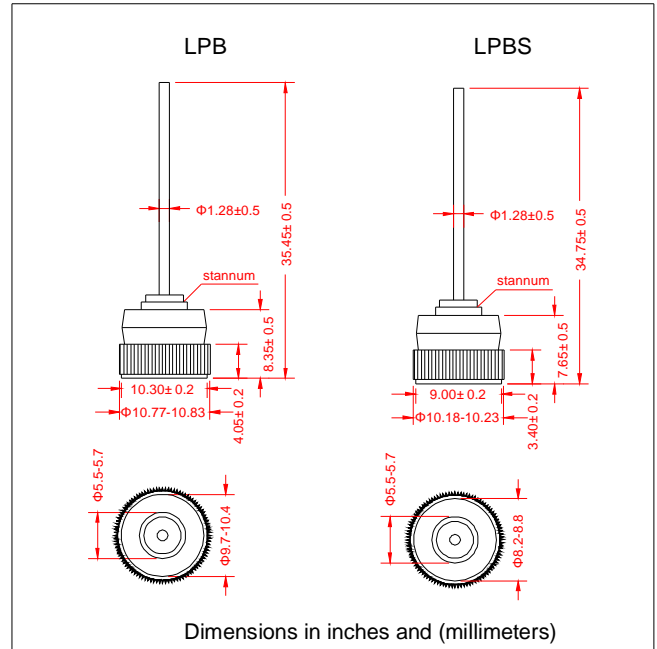
### TECHNICAL SPECIFICATION:

#### FEATURES

- Low Leakage
- Low forward voltage drop
- High current capability
- High forward surge current capacity

#### MECHANICAL DATA

- Technology: Cell with Vacuum soldered
- Case: Copper case
- Polarity: As marked of case bottom
- Lead: Plated lead, solderable per MIL-STD-202E method 208C
- Mounting: Press Fit
- Weight: 0.17 ounces, 4.84 grams (LPB)
- Weight: 0.14 ounces, 3.96 grams (LPBS)



### MAXIMUM RATINGS AND ELECTRICAL CHARACTERISTICS

- Ratings at 25°C ambient temperature unless otherwise specified
- Single Phase, half wave, 60HZ, resistive or inductive load
- For capacitive load derate current by 20%

	SYMBOLS	LPB251 LPBS251	LPB252 LPBS252	LPB254 LPBS254	LPB256 LPBS256	UNIT
Maximum Repetitive Peak Reverse Voltage	$V_{RRM}$	100	200	400	600	Volts
Maximum RMS Voltage	$V_{RMS}$	70	140	280	420	Volts
Maximum DC Blocking Voltage	$V_{DC}$	100	200	400	600	Volts
Maximum Average Forward Rectified Current, At $T_c=105^\circ\text{C}$	$I_{(AV)}$	25				Amps
Peak Forward Surge Current 3.3mS single half sine wave superimposed on Rated load (JEDEC method)	$I_{FSM}$	400				Amps
Rating for fusing ( $t < 8.3\text{ms}$ )	$I^2t$	664				$\text{A}^2\text{S}$
Maximum instantaneous Forward Voltage at 80A	$V_F$	1.10				Volts
Maximum DC Reverse Current at Rated $T_A=25^\circ\text{C}$ DC Blocking Voltage $T_A=100^\circ\text{C}$	$I_R$	5.0				UA
		250				
Typical Thermal Resistance	$R_{\theta JC}$	1.0				$^\circ\text{C}/\text{W}$
Operating and Storage Temperature Range	$T_J, T_{STG}$	(-65 to +175)				$^\circ\text{C}$
Polarity and voltage demotion color band (button)		Yellow	Silver	Orange	Green	

#### Notes:

1. Enough heatsink must be considered in application.



# PRESS FIT AUTOMOTIVE RECTIFIER

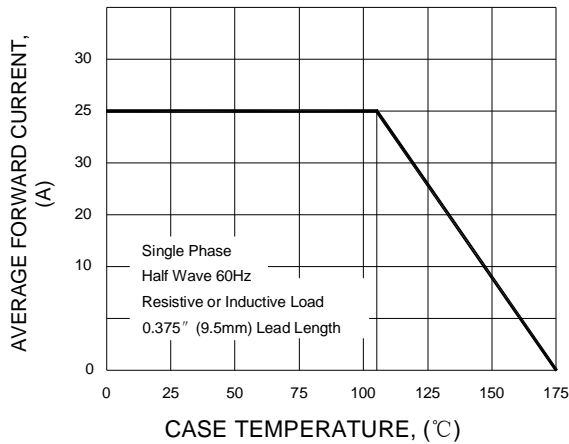
**LPB251 THRU LPB256**  
**LPBS251 THRU LPBS256**

**VOLTAGE RANGE** 100 to 600 Volts  
**CURRENT** 25.0 Amperes

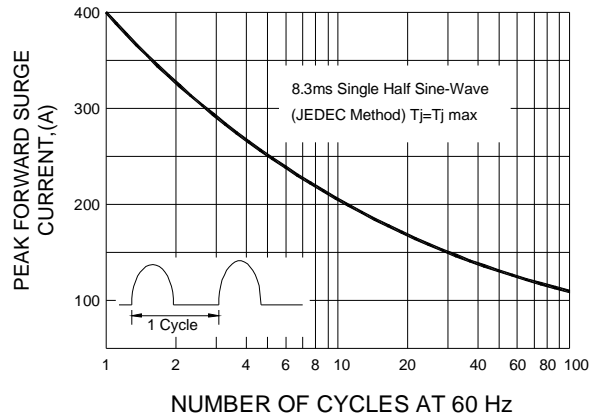
## RATINGS AND CHARACTERISTIC CURVES

**LPB251 THRU LPB256**  
**LPBS2505 THRU LPBS256**

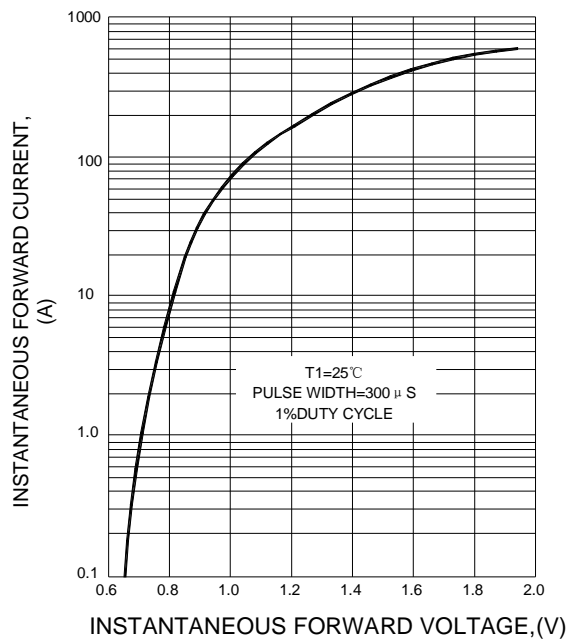
**FIG.1 TYPICAL FORWARD CURRENT DERATING CURVE**



**FIG.2 MAXIMUM NON-REPETITIVE PEAK FORWARD SURGE CURRENT**



**FIG.3 TYPICAL INSTANTANEOUS FORWARD CHARACTERISTICS**



**FIG.4 FORWARD POWER DISSIPATION**

